



# ONLINE BANKING ENROLLMENT GUIDE



# ONLINE BANKING ENROLLMENT GUIDE

## GETTING STARTED

If you would like to enroll in the new online banking system on your personal computer, please follow the steps to access your account.

### Here is what you will need:

- Your Money One member number
- Your Social Security number
- A computer with Internet Access

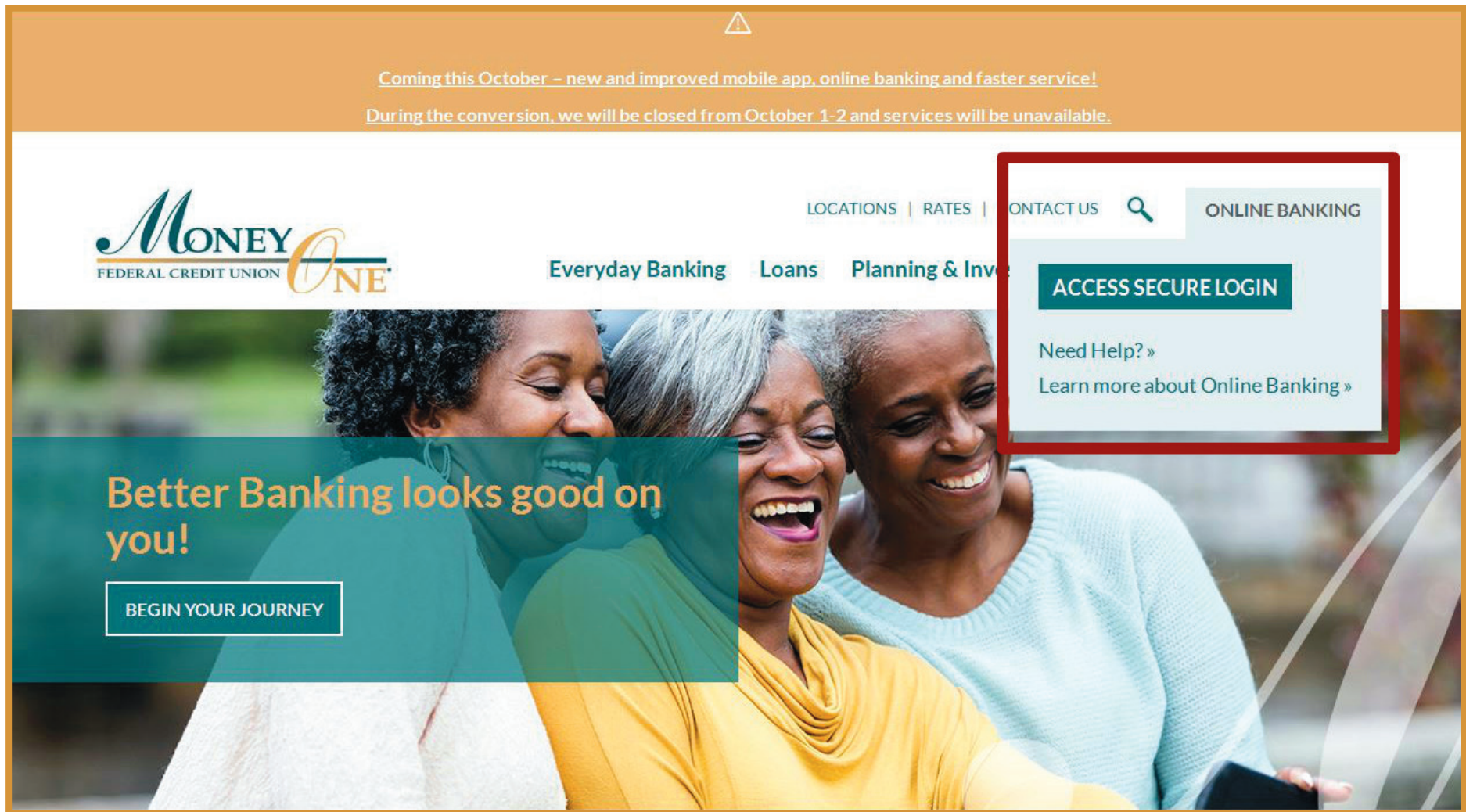




# ONLINE BANKING ENROLLMENT GUIDE

**Step 1:** Within your internet browser, type in [www.moneyonefcu.org](http://www.moneyonefcu.org).

**Step 2:** Click on the **Online Banking** button located at the top right corner of the screen.





# ONLINE BANKING ENROLLMENT GUIDE

**Step 3:** A new window should appear that shows the online banking sign-in screen.

The screenshot displays the Money One Federal Credit Union online banking interface. In the top left corner is the Money One logo, and in the top right corner is a link labeled "OUR HOMEPAGE". The main content area features two sections. The first section, titled "Sign In", contains a "Username" field with a red border, a "Password" field, a "SIGN IN" button, and a "FORGOT PASSWORD" button. The second section, titled "Not Enrolled?", includes a paragraph of text: "Have an account, but not enrolled in internet banking? Start the process now, all you need to do is fill out a short and easy form allowing us to verify ownership of your account." Below this text is an "ENROLL NOW" button.



# ONLINE BANKING ENROLLMENT GUIDE

**Step 4:** In the Username box, type in your **Money One Member Number**.

The screenshot shows the Money One Federal Credit Union website. In the top left corner is the Money One logo. In the top right corner is a link labeled "OUR HOMEPAGE". The main content area has a light blue header with the text "Sign In". Below this header are two input fields: "Username" and "Password". The "Username" field contains the text "123456789" and is highlighted with a red border. Below the "Password" field are two buttons: "SIGN IN" and "FORGOT PASSWORD". Below the "Sign In" section is another light blue header with the text "Not Enrolled?". Below this header is a paragraph of text: "Have an account, but not enrolled in internet banking? Start the process now, all you need to do is fill out a short and easy form allowing us to verify ownership of your account." Below this paragraph is a button labeled "ENROLL NOW".





# ONLINE BANKING ENROLLMENT GUIDE

**Step 5:** In the Password box, type in the **first three letters of your last name (in all lowercase letters)** and the **last four digits of your social security number**. **Example:** abc0000

**Step 6:** Click the **Sign In** button (button should indicated in blue).

**Money One**  
FEDERAL CREDIT UNION

OUR HOMEPAGE

### Sign In

Username  
123456789

Password  
abc0000

SIGN IN FORGOT PASSWORD

### Not Enrolled?


Have an account, but not enrolled in internet banking? Start the process now, all you need to do is fill out a short and easy form allowing us to verify ownership of your account.

ENROLL NOW



# ONLINE BANKING ENROLLMENT GUIDE

**Step 7:** A new window will appear that will prompt you to choose your Security Image and Challenge Questions. Proceed to choose an image that you will remember for future use.
















OUR HOMEPAGE

### Multi-Factor Security Enrollment

Welcome to Multi-Factor Security Enrollment! We have enabled additional security features to help protect your account. After enrollment, these security challenges will be presented to you upon login to help you identify this site and also to provide additional protection beyond the traditional username and password. Let's get started.

### Security Image

Please select one of the following images. This image will be presented to you as additional confirmation that you are communicating with our site.





# ONLINE BANKING ENROLLMENT GUIDE

**Step 8:** Scroll down the page to complete your Challenge Questions. Use the drop down box located on the right side of your screen to choose your Challenge Question. Proceed to type in your response. You will be prompted to verify your response. **You will choose and answer a total of (3) questions.**

Please remember your Challenge Question answers for future use. Once complete, proceed to click the **Confirm** button (button should be indicated in blue).

### Challenge Questions

We will present a challenge question to further confirm your identity. This question will be randomly selected from your below responses.

Question 1  
Select One

Challenge Response

Verify Challenge Response

Question 2  
Select One

Challenge Response

Verify Challenge Response





# ONLINE BANKING ENROLLMENT GUIDE

**Step 9:** A new page should appear, please proceed to choose your new password. Please make sure your new password is easy for you to remember and is secure. We suggest using upper and lower case letters, numbers and characters to create your password. Proceed to click the **Submit** button.

The screenshot shows the Money One Federal Credit Union logo in the top left corner and a link to "OUR HOMEPAGE" in the top right corner. The main content area is a light blue box titled "Change Password". It contains two input fields: "New Password" and "Verify Password". Below these fields is a blue "SUBMIT" button.



# ONLINE BANKING ENROLLMENT GUIDE


**Step 10:** This screen will ask you if you would like to enroll in Paperless Statements. If you would like to enroll in Paperless Statements, click the **Yes button**. If you don't want to enroll in paperless statements click, **Not Now**. Please note that there is a monthly fee for mailed paper statements, to avoid a fee, click the **Yes button** to enroll in Paperless Statements.

The screenshot shows the Money One Federal Credit Union logo in the top left corner and a link to "OUR HOMEPAGE" in the top right corner. The main heading is "Paperless Statements". Below this, a message states: "You are not currently signed up to receive paperless statements. Would you like to sign up for paperless statements?". At the bottom of the message box are two buttons: a blue "YES" button and a "NOT NOW" link.



# ONLINE BANKING ENROLLMENT GUIDE

**Step 11:** If you clicked the **Yes button** and signed up for Paperless Statements, you should see the screen below. Please enter your most convenient email address and click the **Submit button**.

 [OUR HOMEPAGE](#)

## Paperless Statements

Edit one or more email addresses below to receive paperless statements.

Your statements will not be transmitted via email, just a notification to log on to this site and download your statements.

Please enter an email address

Please enter an email address

Email required

[SUBMIT](#) [NEVER MIND](#)



# ONLINE BANKING ENROLLMENT GUIDE

**Step 12:** Congratulations! You have been successfully enrolled in online banking! You should see your Money One accounts displayed for your review.

The screenshot displays the Money One online banking interface. At the top, the Money One logo is on the left, and a link to 'OUR HOMEPAGE' is on the right. Below the logo is a dark teal navigation bar with a hamburger menu icon and links for 'ACCOUNTS', 'TRANSFERS', and 'LOG OUT'. The main content area is divided into two primary sections: 'Shares' and 'Loans'. The 'Shares' section features two account cards: '1 LEGACY SHARES' with a balance of -\$5.00 and '2 PERSONAL CLUB' with a balance of \$0.00. To the right of these cards, the 'Total Balance' and 'Total Available' are both listed as \$0.00. The 'Loans' section features a single card for '700 HELOC 2 BR2' with a balance of \$0.00. To its right, the 'Total Balance' and 'Total Available' are both listed as \$0.00. On the far right, there is a 'Shares Summary' section with a message: 'fix balances must be more than \$0.' Below this is a 'Mobile Apps' section with buttons to 'Download on the App Store' and 'GET IT ON Google Play'. The Money One logo and tagline 'Better Banking, Better Future' are visible in the bottom left corner of the page.

**Money One**  
FEDERAL CREDIT UNION

OUR HOMEPAGE

ACCOUNTS TRANSFERS LOG OUT

### Shares

Total Balance  
Total Available

**1** LEGACY SHARES  
-\$5.00

Balance  
Available

**2** PERSONAL CLUB  
\$0.00

Balance  
Available

\$0.00  
\$0.00

### Loans

Total Balance \$0.00  
Total Available \$0.00

**700** HELOC 2 BR2  
\$0.00

Balance  
Available  
Payoff  
Payment

\$0.00  
\$0.00  
\$0.00

### Shares Summary

fix balances must be more than \$0.

### Mobile Apps

Download on the  
App Store

GET IT ON  
Google Play

**Money One**  
FEDERAL CREDIT UNION  
Better Banking, Better Future